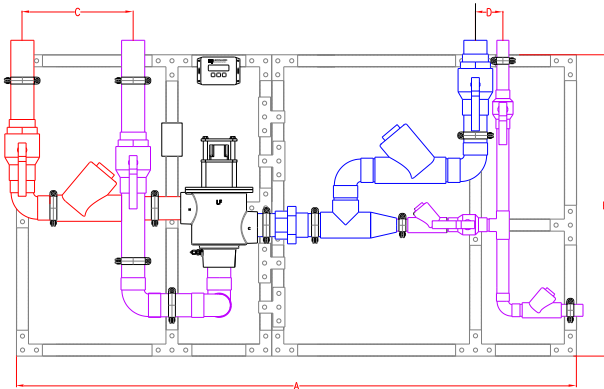


## PNV-300-LF-R150



- Digital Mixing Valve with check stops, integral RTD Sensor, return piping assembly
- 3" inlets, 3" outlet (76.2mm X 76.2mm), 1-1/2" return
- 0.25 GPM\*\* (.95 L/min) minimum flow capacity
- Maximum operating pressure: 125 PSIG (860 KPA)
- Controls water temperature to  $\pm 2^\circ\text{F}$  in accordance with ASSE 1017
- Controls water temperature to  $\pm 2^\circ\text{F}$  during times of low / no system demand
- Automatic Hot/Cold Water shutoff upon cold/ hot water inlet supply failure
- User programmable set point range between  $65^\circ\text{F}$  and  $180^\circ\text{F}$
- UL Listed Control Box
- UL Listed 120V plug in power supply with 6' cord
- Simple/intuitive user commissioning and setup
- Factory assembled and tested

**This product meets Low Lead requirements of wetted surface area containing less than 0.25% lead by weight**

**\*\*NOTE:** The valve will maintain temperature with 0.25 GPM flow from the domestic hot water loop when properly installed near the hot water source with a continuously operating recirculation pump.

A = 6' 3-9/16"  $\pm$  4"    B = 3' 4-3/4"  $\pm$  4"  
C = 1' 3"  $\pm$  4"    D = 3-11/16"

NOTE: Options will change dimensions

### STANDARD CONTROL BOX



### OPTIONS:

\_\_\_ **IOT** – Internet of Things, Modbus to Wi-Fi gateway that connects to the Cloud to allow online monitoring of outlet temperature and Modbus connectivity to BMS

\_\_\_ **BPS** – Back-up Power Supply, uninterruptable power supply with up to 2 hours run time in case of primary power loss

\_\_\_ **R200** – Return line size 2" instead of 1-1/2"

### NEW "ENHANCED FEATURE SET" CONTROL BOX

SEE SELECTABLE OPTIONS PAGE 2



Valve is Pending ASSE 1017 Certified



Valve is Pending CSA Certified



Valve electronics are UL Certified



Product is non-cancellable and non-returnable from date of order with factory. Signed submittal required with purchase order.

**LEONARD**  
WATER TEMPERATURE CONTROLS

1360 Elmwood Avenue, Cranston, RI 02910 USA

Phone: 401.461.1200 Fax: 401.941.5310

Email: [info@leonardvalve.com](mailto:info@leonardvalve.com)

Web Site: <http://www.leonardvalve.com>



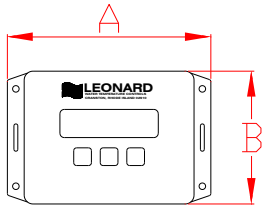
**WARNING:** This product can expose you to chemicals including lead, which is known to the State of California to cause cancer. For more information, go to [www.P65Warnings.Ca.gov](http://www.P65Warnings.Ca.gov)

# PNV-CONTROLLER OPTIONS

## Standard Controller 1.0 Version



**A = 6"    B = 4"**  
**Depth = 1-3/4"**



## STANDARD CONTROLLER:

\_\_\_\_\_ **1.0** – See PAGE 1 for info

## ENHANCED CONTROLLER OPTIONS:

UL Listing Pending on 2.0, 2.5 and 3.0 controllers  
Note: Boxes not field upgradeable

\_\_\_\_\_ **2.0** – Enhanced Proton Controller with Programmable Disinfection Mode

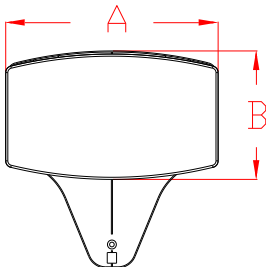
### Options:

- \_\_\_\_\_ **REL** – 5 Relay Contacts that Switch during Alarm State
- Helpful for Remote Alerts Within Building to Assist Maintenance and Service Personnel
  - 5 Unique States:
    - Loss of Power
    - Broken Temperature Probe
    - “Out of Range” Temperature ( $\pm 10^{\circ}\text{F}$ )
    - Motor Connectivity and Operation
    - Maintenance (Service Required) @  $<90\%$  Full travel

## Enhanced Controller 2.0, 2.5, 3.0 Versions



**A = 8"    B = 4-3/4"**  
**Depth = 1-1/4"**



\_\_\_\_\_ **2.5** – Enhanced Proton Controller including all of 2.0 as well as BACnet MS/TP Connection which provides ability to serve up all data to BMS system

### Options:

- \_\_\_\_\_ **3T** – Three Additional Temperature Sensors for Monitoring of Inlet Hot, Inlet Cold, and Return Temperatures
- \_\_\_\_\_ **REL** – 5 Relay Contacts that Switch during Alarm State (as shown above)

\_\_\_\_\_ **3.0** – Enhanced Proton Controller including all of 2.5 as well as all items below as standard,

- WiFi – Wifi enabled
- 3T - 3 Additional Temperature Sensors for Monitoring of Inlet Hot, Inlet Cold and Return Temperatures
- REL - 5 Relay Contacts that Switch during Alarm State

\*\*AVAILABLE  $\approx$  2<sup>nd</sup> Quarter 2023

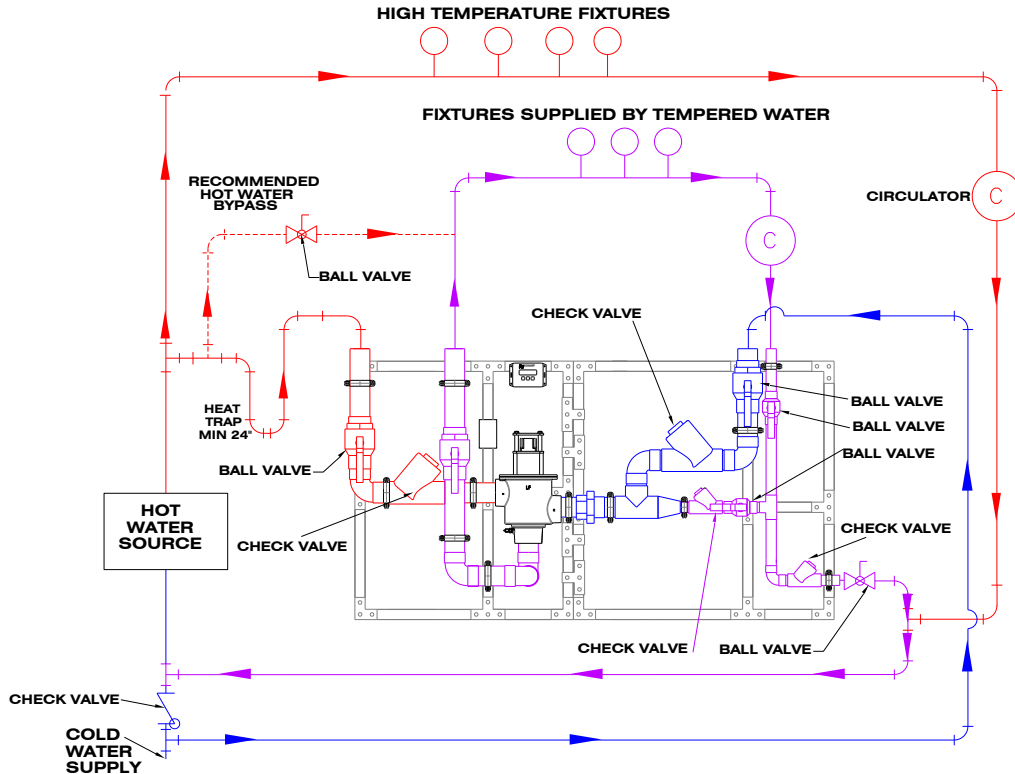
Leonard Valve Company reserves the right of product, or design modifications without notice or obligation.

© 2022 Leonard Valve Company  
Printed in USA



1360 Elmwood Avenue, Cranston, RI 02910 USA  
Phone: 401.461.1200 Fax: 401.941.5310  
Email: [info@leonardvalve.com](mailto:info@leonardvalve.com)  
Web Site: <http://www.leonardvalve.com>

MINIMUM FLOW (GPM) (l/min)	PRESSURE DROP										
	5	10	15	20	25	30	35	40	45	50	PSI
	.3	.7	.97	1.4	1.7	2.1	2.4	2.8	3.1	3.4	BAR
0.25** (.95)	80	115	130	147	165	173	189	198	215	226	GPM
	303	435	492	556	625	655	715	750	814	856	l/min



**CAUTION!** All thermostatic water mixing valves have limitations. They will NOT provide the desired accuracy outside of their flow capacity range. Consult the Flow Capacity Chart and DO NOT OVERSIZE. Minimum flow must be no less than as indicated.

**NOTE:** Flow rates will vary depending on existing field conditions. Leonard Valve Company always recommends using CASPAK® sizing software for proper valve sizing and model number applications.

**Engineer's Approval**

Job # \_\_\_\_\_

Arch/Eng. \_\_\_\_\_

Contractor \_\_\_\_\_

Note: The models shown represent Leonard Products which are believed to be equivalent in type and function to items specified. Leonard Valve Company is not responsible for errors or omissions due to differences in interpretations of information provided.

Note: Leonard Valve Company reserves the right of product, or design modifications without notice or obligation.



1360 Elmwood Avenue, Cranston, RI 02910 USA

Phone: 401.461.1200 Fax: 401.941.5310

Email: [info@leonardvalve.com](mailto:info@leonardvalve.com)

Web Site: <http://www.leonardvalve.com>