

# THERMOSTATIC MIXING VALVE

## ECO-MIX™

# MODEL 370-LF

## LEAD FREE THERMOSTATIC POINT OF USE MIXING VALVE

MODEL 3/4" inlets, 3/4" outlet, (NPT Male)

### MATERIALS:

- Lead free bronze body
- Locked temperature adjustment cap (vandal resistant)
- Copper encapsulated thermostat assembly with polymer thermoplastic shuttle
- Stainless steel springs
- Integral check valves on hot and cold inlets
- Minimum Flow: 0.5 GPM (1.9 l/Min) \*
- Maximum Pressure: 125 PSI (8.6 BAR)
- Maximum Hot Water temperature: 200°F (93°C)
- Approach Temperature 5°F (2.8°C) above set point.
- Temperature adjustment range, 90-140°F (32-60°C) \*\*

### OPTIONS:

- SUFFIX BRKT – Mounting Bracket (Shipped Loose)
- SUFFIX BV – Ball Valves (Shipped Loose)
- SUFFIX SW – Sweat Connections (Shipped Loose)
- SUFFIX DT – Dial Thermometer and Tee (Shipped Loose)
- SUFFIX CP – Chrome plated
- SUFFIX PEX – F1807 Pex Adapters, union style, 3 included (Shipped Loose)

### CABINET OPTIONS – SEE PAGE 2

### Certifications:

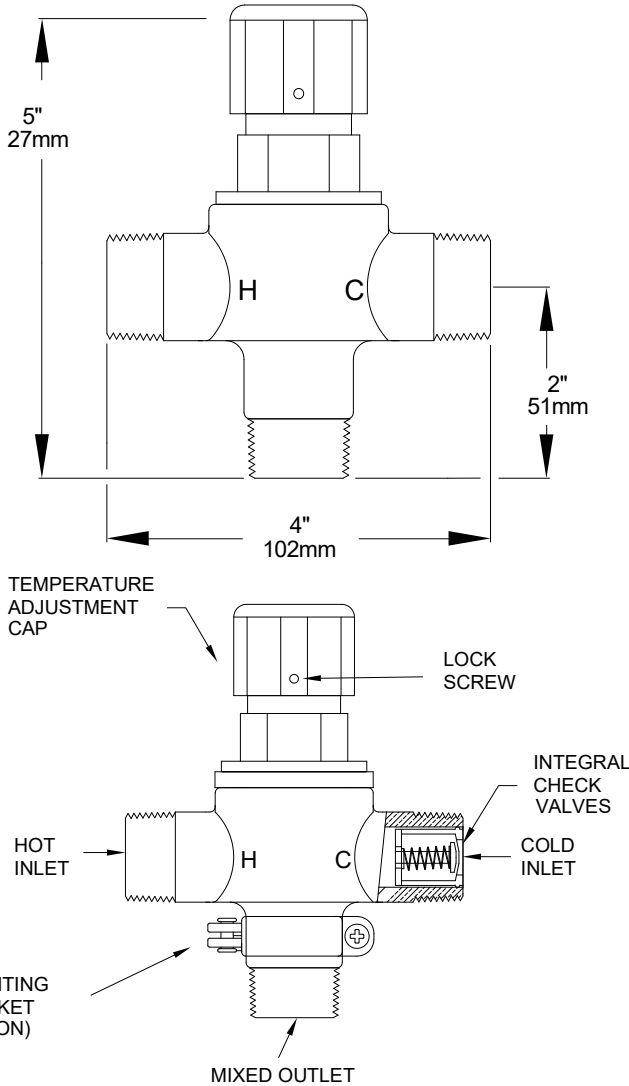
ASSE 1017, 1070



CSA



Meets NSF-61 Requirements



This product is certified to meet Low Lead requirements of wetted surface area containing less than 0.25% lead by weight

**Buy American Act**  
COMPLIANT

**BUILD AMERICA BUY AMERICA**  
COMPLIANT



**\*\*NOTE:** For temperatures outside of this valve's stated range, please see our line of bi-metal valves.

\* 0.5 GPM minimum flow certified to ASSE 1070

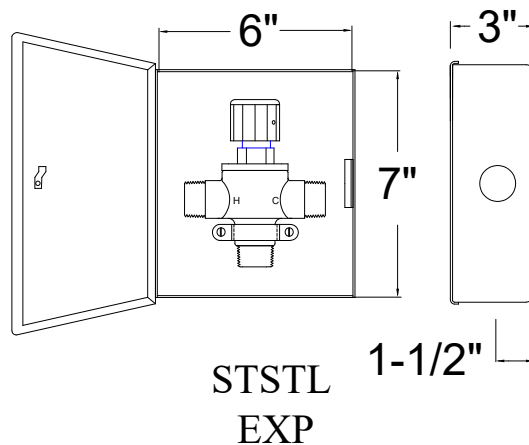
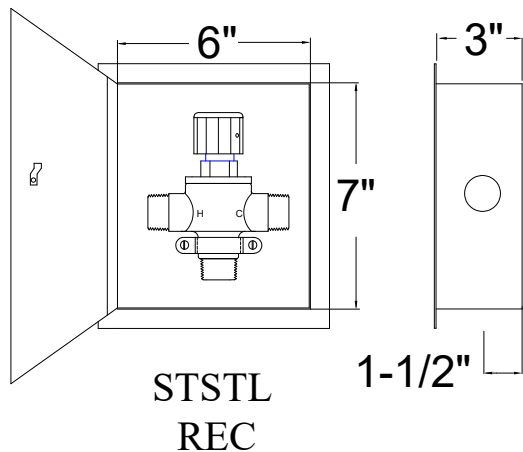
PRESSURE DROP						
5	10	20	30	40	50	PSI
.35	.70	1.4	2.1	2.8	3.4	BAR
4	6	8	10	11.5	13	GPM
15	23	30	38	44	49	l/min

<b>Engineer's Approval</b>	Job # _____
	Arch/Eng. _____
	Contractor _____



1360 Elmwood Avenue, Cranston, RI 02910 USA  
 Phone: 401.461.1200 Fax: 401.941.5310  
 Email: [info@leonardvalve.com](mailto:info@leonardvalve.com)  
 Web Site: <http://www.leonardvalve.com>

# MODEL 370-LF CABINET OPTIONS



## OPTIONS:

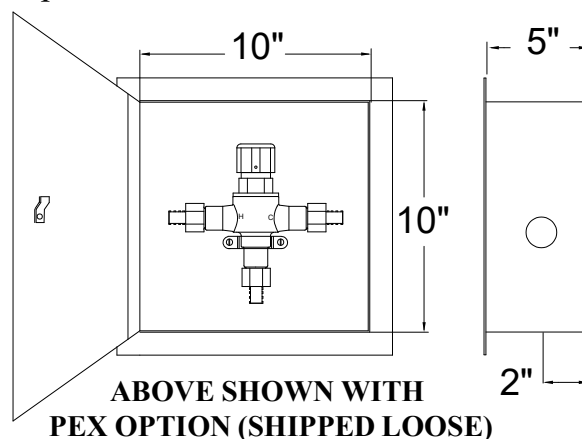
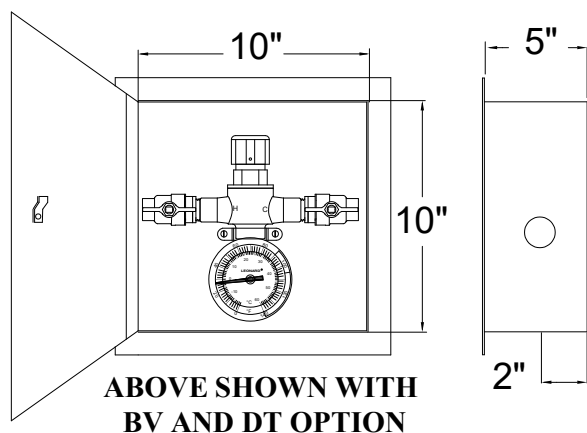
- SUFFIX STSTL REC- Recessed stainless steel cabinet, #4 finish
- SUFFIX STSTL EXP- Exposed stainless steel cabinet, #4 finish
- SUFFIX BWE REC- Recessed baked white cabinet
- SUFFIX BWE EXP- Exposed baked white cabinet
- SUFFIX CP- Chrome plated

**NOTE: If NO options below are chosen, cabinet size will be 6"x7"x3", if any option below is chosen the cabinet size will be 10"x10"x5"**

- SUFFIX RHH- Right hand hinge
- SUFFIX BV- Inlet ball valves
- SUFFIX SW- Sweat connections (Shipped Loose)
- SUFFIX DT- Dial thermometer \*\*\*
- SUFFIX PEX- F1807 Pex Adapters (Shipped Loose)\*\*\*\*

\*\*\* Cannot be combined with SW option

\*\*\*\* Cannot be combined with CP, BV, SW or DT options



**WARNING:** Risk of cancer and reproductive harm from exposure to lead – See [www.P65Warnings.ca.gov](http://www.P65Warnings.ca.gov)

Note: Leonard Valve Company reserves the right of product, or design modifications without notice or obligation.

