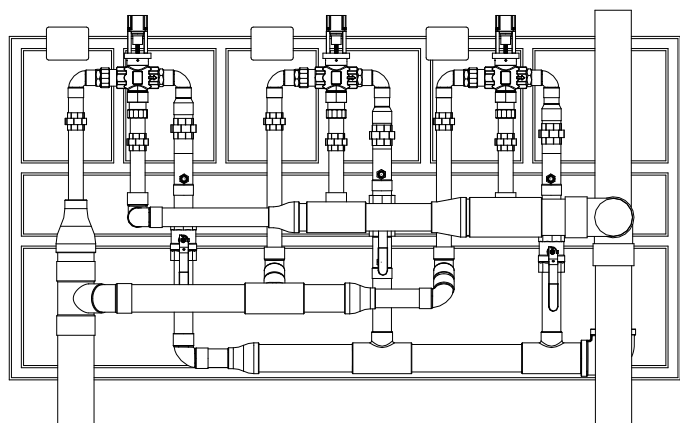


PROTON PLUS HIGH CAPACITY TRIPLE VALVE ASSEMBLY



STANDARD CONTROL BOX
(see page 2 for more information)



Buy American Act
COMPLIANT

BUILD AMERICA BUY AMERICA
COMPLIANT


MADE IN THE U.S.A.

***NOTE:** The valve will maintain temperature with 0.0 GPM flow from the domestic hot water loop when properly installed near the hot water source with a continuously operating recirculation pump, see minimum flow for minimum pump flow rate

This product meets Low Lead requirements of wetted surface area containing less than 0.25% lead by weight

- Triple Digital Mixing Valve system
- 2 Sizes, 4" in / out and 6" in / out, copper tube connection
- Stainless steel construction of valve body and all valve parts contacted by water
- Valve assembly controls at times of no use, 0.0 GPM*
- Maximum operating pressure: 125 PSIG (860 KPA)
- Controls water temperature to +/- 2°F in accordance with ASSE 1017
- Controls water temperature to +/- 2°F during times of low / no system demand
- Self-Balancing, do not need to adjust or balance recirculation
- Self-Cleaning, daily shuttle sweep keeps shuttle free of debris
- Automatic Hot / Cold Water shutoff upon cold / hot water inlet supply failure
- Alerts user when unit requires maintenance
- User programmable set point range between 95°F and 160°F, Displays outlet temperature
- Simple / intuitive user commissioning and setup
- ETL Listed control box and 120V plug in power supply with 6' cord, optional BPS below
- Suitable for indoor use only
- Not for use in process applications nor intended to deliver final temperature control
- Primary use as an ASSE 1017 Distribution Valve / Master Mixer in a Domestic Hot Water System when combined with proper downstream protection devices approved to ASSE 1016, 1069, 1070 or 1071

OPTIONS:

___ **BPS** – Back-up Power Supply, uninterruptable power supply with up to 2 hours run time in case of primary power loss

___ **IBV** – Inlet Ball Valves for each individual valve, 6 in total

Valves are ASSE 1017 Certified



Valves are CUPC Certified



Valves are NSF 61 Certified



Valve electronics are ETL Certified



1360 Elmwood Avenue, Cranston, RI 02910 USA

Phone: 401.461.1200 Fax: 401.941.5310

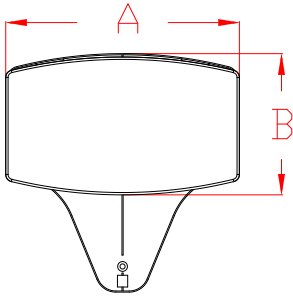
Email: info@leonardvalve.com

Web Site: <http://www.leonardvalve.com>

PROTON PLUS CONTROLLER



A = 8" B = 4-3/4"
Depth = 1-1/4"



Enhanced Proton Plus Controller includes

- BACnet MS/TP or Modbus RTU Connection which provides ability to serve up all data to BMS system
- Wi-Fi – Wi-Fi enabled
- Programmable Disinfection Mode

Options:

 3T – Three Additional Temperature Sensors for Monitoring of Inlet Hot, Inlet Cold, and Return Temperatures

 REL – 5 Relay Contacts that Switch during Alarm State

- Helpful for Remote Alerts Within Building to Assist Maintenance and Service Personnel
- 5 Unique States:
 - Maintenance (Service Required)
 - “Out of Range” Temperature ($\pm 10^{\circ}\text{F}$)
 - Broken Temperature Probe
 - Motor Connectivity and Operation
 - Loss of Power

Leonard Valve Company reserves the right of product, or design modifications without notice or obligation.

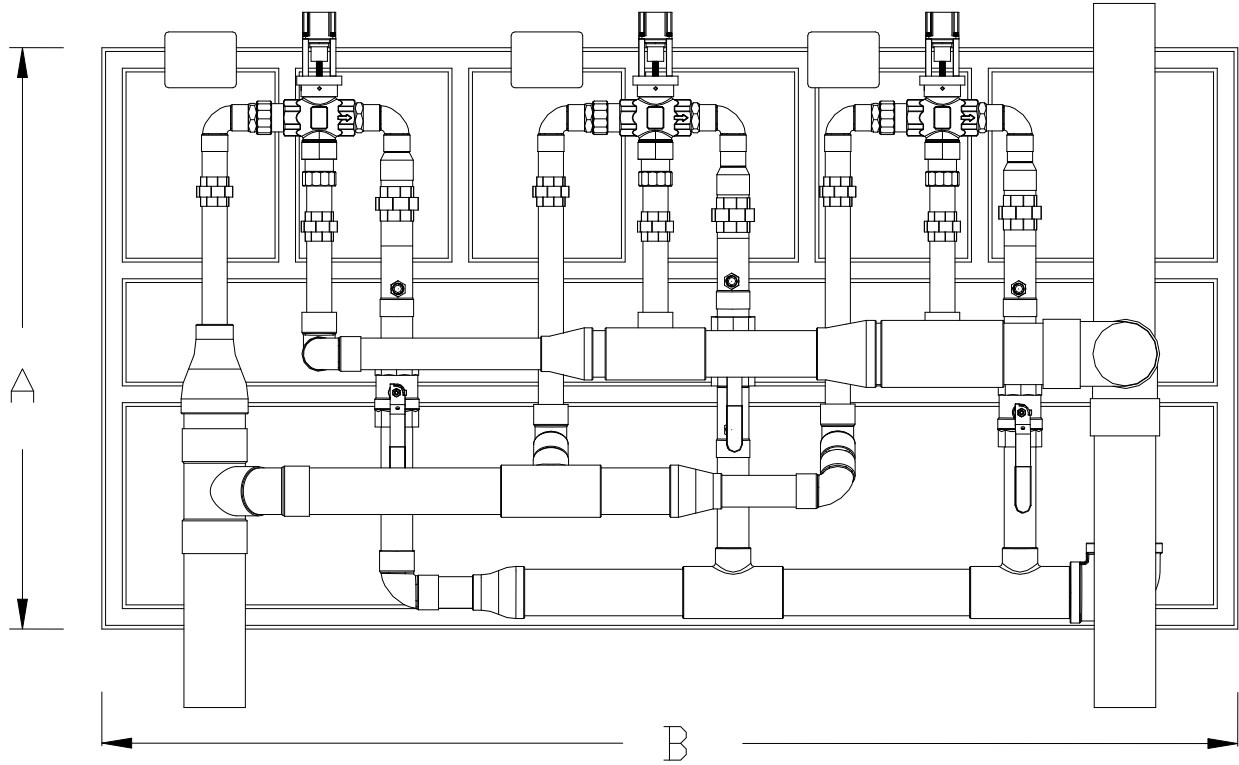
© 2026 Leonard Valve Company
Printed in USA



1360 Elmwood Avenue, Cranston, RI 02910 USA
Phone: 401.461.1200 Fax: 401.941.5310
Email: info@leonardvalve.com
Web Site: <http://www.leonardvalve.com>

PROTON PLUS 3PS ASSEMBLY

Image not to scale, Dimensions will vary with any options



✓	MODEL #	INLETS	OUTLET	A (+/-9")	B (+/-9")
	PPV-150-LF-3PS	4"	4"	40"	70"
	PPV-200-LF-3PS	6"	6"	60"	82"

Engineer's Approval	Job # _____
	Arch/Eng. _____
	Contractor _____

Note: The models shown represent Leonard Products which are believed to be equivalent in type and function to items specified. Leonard Valve Company is not responsible for errors or omissions due to differences in interpretations of information provided.



1360 Elmwood Avenue, Cranston, RI 02910 USA

Phone: 401.461.1200 Fax: 401.941.5310

Email: info@leonardvalve.com

Web Site: <http://www.leonardvalve.com>

Note: Leonard Valve Company reserves the right of product, or design modifications without notice or obligation.

PROTON PLUS 3PS FLOW RATES

Valve size will most likely be less than inlet / outlet pipe sizes

		PRESSURE DROP (PSI)									
MODEL #	Minimum Flow*	5 PSI	10 PSI	15 PSI	20 PSI	25 PSI	30 PSI	35 PSI	40 PSI	45 PSI	50 PSI
PPV-150-LF-3PS	30 GPM	219	300	360	402	441	477	504	531	555	576
PPV-200-LF-3PS	36 GPM	318	444	546	615	690	732	768	798	822	840
		Flow in Gallons per Minute (GPM)									
Valves should be sized based on a 5 to 10 PSI pressure drop											
Valve size will most likely be less than inlet / outlet pipe sizes											

***NOTE:** The valve will maintain temperature with 0.0 GPM flow from the domestic hot water loop when properly installed near the hot water source with a continuously operating recirculation pump, see minimum flow for minimum pump flow rate

CAUTION! All thermostatic water mixing valves have limitations. They will NOT provide the desired accuracy outside of their flow capacity range. Consult the Flow Capacity Chart and DO NOT OVERSIZE. Minimum flow must be no less than as indicated.

NOTE: Flow rates will vary depending on existing field conditions. Leonard Valve Company always recommends using CASPAK® sizing software for proper valve sizing and model number applications.



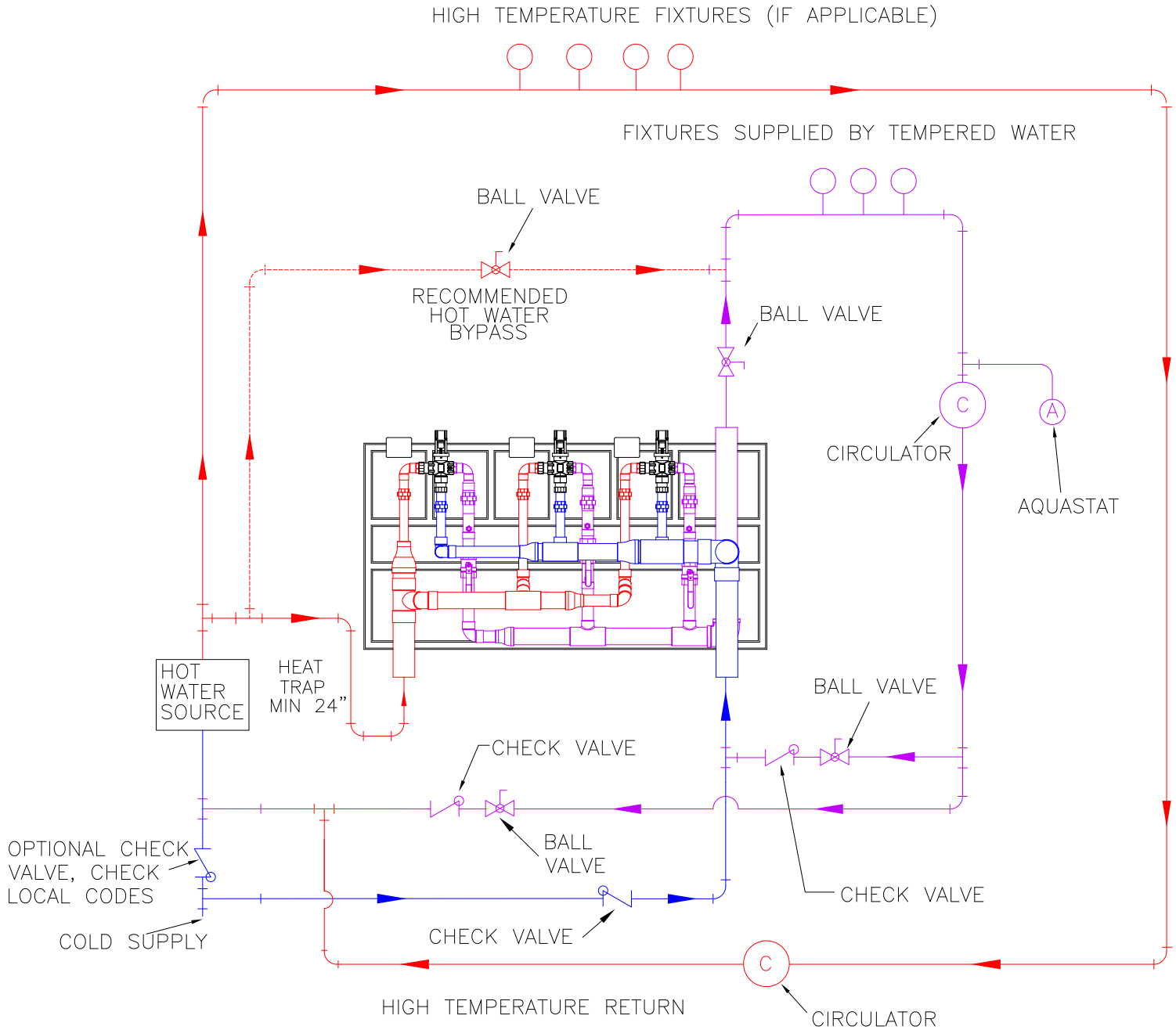
1360 Elmwood Avenue, Cranston, RI 02910 USA

Phone: 401.461.1200 Fax: 401.941.5310

Email: info@leonardvalve.com

Web Site: <http://www.leonardvalve.com>

REQUIRED PIPING



WARNING: Risk of cancer and reproductive harm from exposure to lead – See www.P65Warnings.ca.gov



1360 Elmwood Avenue, Cranston, RI 02910 USA
 Phone: 401.461.1200 Fax: 401.941.5310
 Email: info@leonardvalve.com
 Web Site: <http://www.leonardvalve.com>

Note: Leonard Valve Company reserves the right of product, or design modifications without notice or obligation.

© 2026 Leonard Valve Company
 Printed in USA