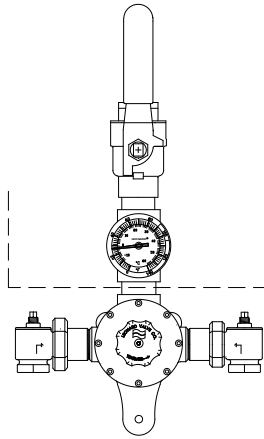


# HIGH LOW THERMOSTATIC MIXING VALVES

## ECO-MIX™

### XL-150-LF-BDT

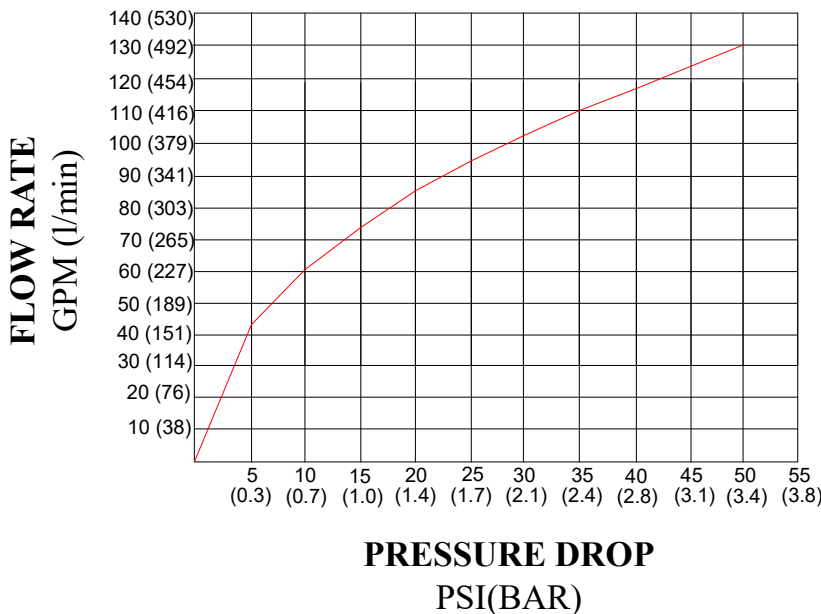
3-130 GPM (11.4-492 l/min)



BDT ASSEMBLY  
IS A COMPONENT ACCESSORY  
INCLUDED BY FACTORY

- High Low Thermostatic Water Mixing Valve with 3 GPM (11.4 l/min) minimum flow capacity
- 1-1/4" inlets, 1-1/2" outlet (32mm x 38 mm)
- Outlet dial thermometer and ball valve
- Integral combination checkstops with strainers
- 125 PSI (8.6 BAR) maximum operating pressure
- Copper encapsulated thermostatic assembly with Teflon coated shuttle
- Locking temperature regulating handle
- Temperature adjustment range, 95-135°F (35-57°C) \*\*
- Internal parts of stainless steel
- Integral wall support for easy mounting
- Rough Bronze Finish

VALVE	PRESSURE DROP											
	MIN+ FLOW	5	10	15	20	25	30	35	40	45	50	PSI
XL-150	3	44	61	74	86	95	103	110	117	124	130	GPM
	11.4	167	231	280	326	360	390	416	443	469	492	l/min



### OPTIONS

- \_\_\_ SUFFIX **IT** Inlet thermometers (ship loose)
- \_\_\_ SUFFIX **LWS** Less wall support
- \_\_\_ SUFFIX **CP** Chrome plated
- \_\_\_ SUFFIX **TC** Test connection (ship loose)
- \_\_\_ SUFFIX **0** Less Outlet BDT Assembly

NOTE: Leonard Valve Company reserves the right of product or design modification without notice or obligation



**WARNING:** This product can expose you to chemicals including lead, which is known to the State of California to cause cancer. For more information, go to [www.P65Warnings.Ca.gov](http://www.P65Warnings.Ca.gov)

Valve is ASSE 1017 Certified



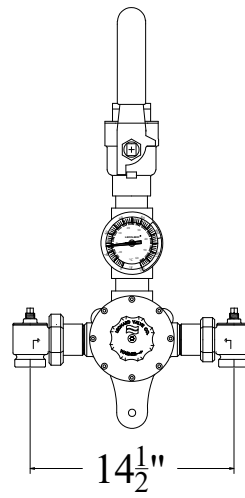
Valve is CUPC Certified



\*\*NOTE: For temperatures outside of this valve's stated range, please see our line of bi-metal valves.

+NOTE: The valve will maintain temperature with 0.5GPM flow from the domestic hot water loop when properly installed near the hot water source with a continuously operating recirculation pump.

This valve is certified to meet Low Lead requirements of wetted surface area containing less than 0.25% lead by weight. All other component accessories, the sum total of which comprise the wetted surface of this product, contain less than one quarter of one percent lead by weight.

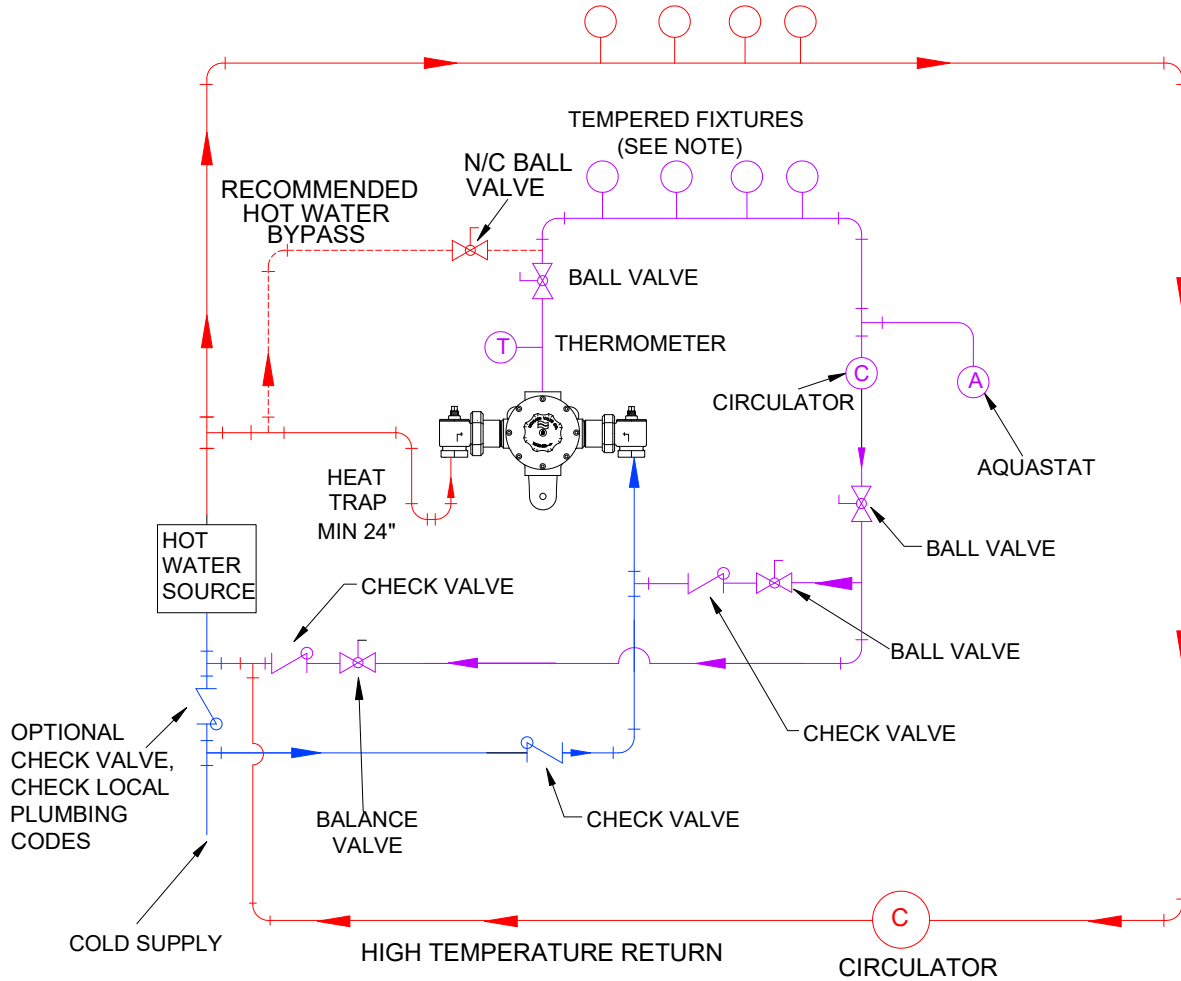


2 3/4" (OUTLET)

3 3/4" (INLET)

**SUFFIX IT  
(SHIP LOOSE)**

HIGH TEMPERATURE FIXTURES (IF APPLICABLE)



<b>Engineer's Approval</b>	Job # _____
	Arch/Eng. _____
	Contractor _____
<p><b>CAUTION!</b> All thermostatic water mixing valves have limitations. They will NOT provide the desired accuracy outside of their flow capacity range. Consult the Flow Capacity Chart and DO NOT OVERSIZE. Minimum flow must be no less than as indicated.</p>	



1360 Elmwood Avenue, Cranston, RI 02910 USA

Phone: 401.461.1200 Fax: 401.941.5310

Email: [info@leonardvalve.com](mailto:info@leonardvalve.com)

Web Site: <http://www.leonardvalve.com>