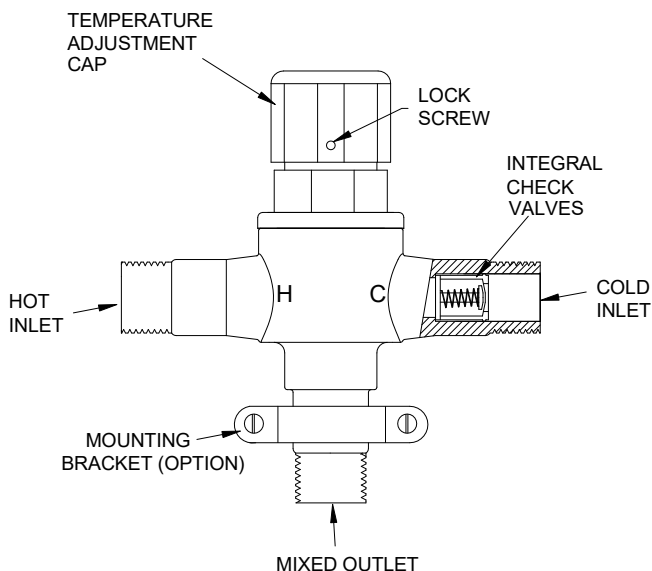
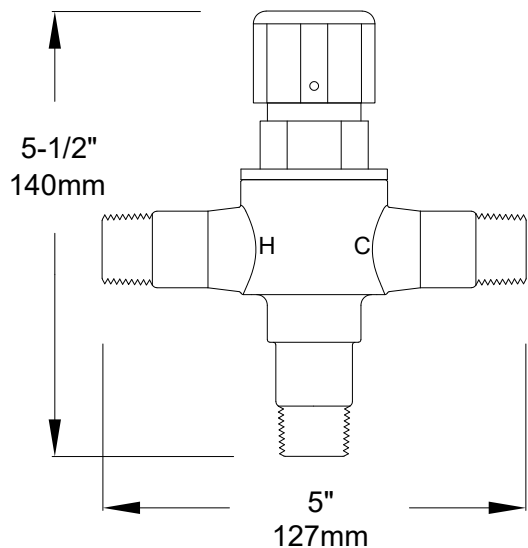


# THERMOSTATIC MIXING VALVE

## ECO-MIX™

# MODEL 270-LF

**LEAD FREE THERMOSTATIC POINT OF USE MIXING VALVE**  
MODEL 1/2" inlets, 1/2" outlet, (MIPS connections)



**MATERIALS:**

- Lead Free Bronze body
- Locked temperature adjustment cap (vandal resistant)
- Copper encapsulated thermostat assembly with polymer thermoplastic shuttle
- Stainless steel springs
- Integral check valves on hot and cold inlets

**PRESSURE-TEMPERATURE:**

- Minimum Flow: 0.25 GPM (0.95 l/Min)\*
- Maximum Pressure: 125 PSI (8.6 BAR)
- Maximum Hot Water temperature: 200°F- (93°C)
- Approach Temperature 5°F (2.8°C) above set point.
- Temperature adjustment range, 90-140°F (32-60°C) \*\*

**OPTIONS:**

- \_\_\_ SUFFIX BRKT – Mounting Bracket (Shipped Loose)
- \_\_\_ SUFFIX BV – Ball Valves, 3 included (Shipped Loose)
- \_\_\_ SUFFIX SW – Sweat Connections, 3 included (Shipped Loose)
- \_\_\_ SUFFIX CP – Chrome Plated
- \_\_\_ SUFFIX DT – Dial Thermometer and Tee (Shipped Loose)
- \_\_\_ SUFFIX PEX – F1807 Pex Adapters, union style, 3 included (Shipped Loose)

**CABINET OPTIONS – SEE PAGE 2**

**Certifications:**

ASSE 1017, 1070



CSA



CUPC



This product is certified to meet Low Lead requirements of wetted surface area containing less than 0.25% lead by weight

**Certified to NSF61 thru the ASSE 1070 testing process**

**\*\*NOTE:** For temperatures outside of this valve's stated range, please see our line of bi-metal valves.



**WARNING:** This product can expose you to chemicals including lead, which is known to the State of California to cause cancer. For more information, go to [www.P65Warnings.Ca.gov](http://www.P65Warnings.Ca.gov)

\* 0.25 GPM minimum flow certified to ASSE 1070

PRESSURE DROP						
5	10	20	30	40	50	PSI
.35	.70	1.4	2.1	2.8	3.4	BAR
3.5	5.5	7.5	9.5	10.5	12	GPM
13	21	28	36	40	45	l/min

<b>Engineer's Approval</b>	Job # _____
	Arch/Eng. _____
	Contractor _____

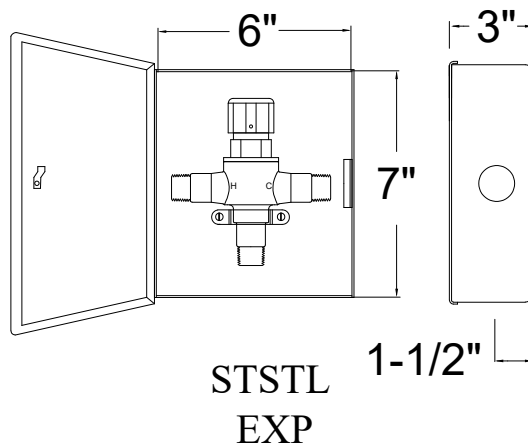
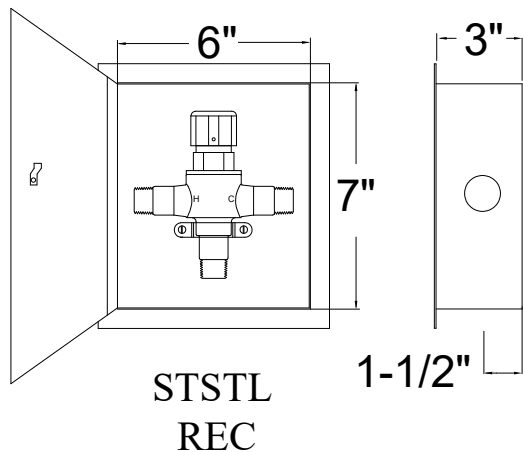


1360 Elmwood Avenue, Cranston, RI 02910 USA  
Phone: 401.461.1200 Fax: 401.941.5310

Email: [info@leonardvalve.com](mailto:info@leonardvalve.com)

Web Site: <http://www.leonardvalve.com>

# MODEL 270-LF CABINET OPTIONS



## OPTIONS:

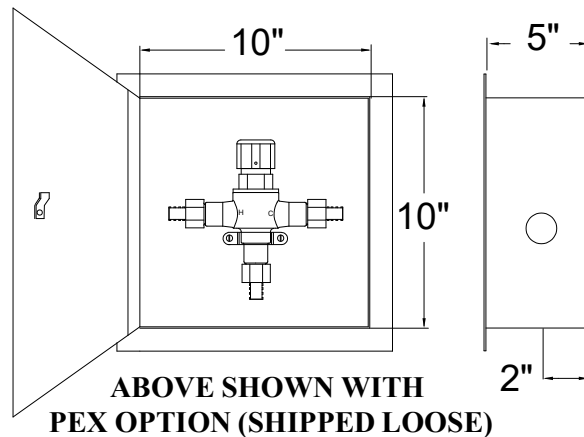
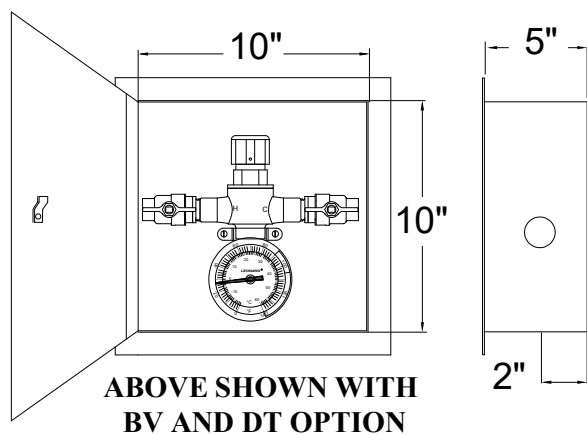
- SUFFIX STSTL REC- Recessed stainless steel cabinet, #4 finish
- SUFFIX STSTL EXP- Exposed stainless steel cabinet, #4 finish
- SUFFIX BWE REC- Recessed baked white cabinet
- SUFFIX BWE EXP- Exposed baked white cabinet
- SUFFIX CP- Chrome plated

**NOTE: If NO options below are chosen, cabinet size will be 6"x7"x3", if any option below is chosen the cabinet size will be 10"x10"x5"**

- SUFFIX RHH- Right hand hinge
- SUFFIX BV- Inlet ball valves
- SUFFIX SW- Sweat connections (Shipped Loose)
- SUFFIX DT- Dial thermometer \*\*\*
- SUFFIX PEX- F1807 Pex Adapters (Shipped Loose)\*\*\*\*

\*\*\* Cannot be combined with SW option

\*\*\*\* Cannot be combined with CP, BV, SW or DT options



Note: Leonard Valve Company reserves the right of product, or design modifications without notice or obligation.

1360 Elmwood Avenue, Cranston, RI 02910 USA  
Phone: 401.461.1200 Fax: 401.941.5310

Email: [info@leonardvalve.com](mailto:info@leonardvalve.com)

Web Site: <http://www.leonardvalve.com>